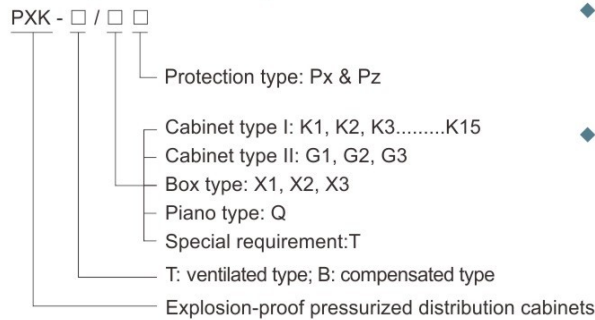


Pressurized Products PXK Series Explosion-proof Pressurized Distribution Cabinets



- ◆ Explosion protection to
-CENELEC
-IEC
- ◆ Can be used in
Zone 1 and Zone 2
Zone 21 and Zone 22
- ◆ Explosion-proof types IIB, IIC.
- ◆ Available in types G, X, Q, T, K.
- ◆ The product consists of main cavity and auxiliary cavity. The main cavity is of pressurized cavity, with electrical components that users need and pressure check sensor system, ventilation air distribution system, and air conditioning system, etc.; the auxiliary cavity is installed with explosion-proof ventilation auto-control system, explosion-proof power auto-off system, explosion-proof alarm system, explosion-proof pressure display system, and air in/out connector; the auxiliary cavity with auto-air supply is equipped with explosion-proof air supply device.
- ◆ Cabinet type product adopts GGD frame; the main cavity and auxiliary cavity are of left and right structure; cable channel is of horizontal installation type; bottom inlet, front operation and back overhauling.
- ◆ Box type product adopts high quality steel plate welding structure; the main cavity and auxiliary cavity are of up and down structure; wall type installation; bottom inlet, front operation and back overhauling.
- ◆ The back doors of cabinet type and piano type are of rapid opening device, convenient for user to install and overhaul.

■ Catalogue number logic



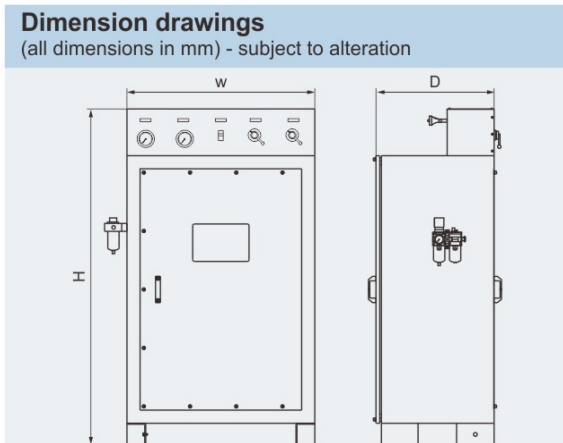
Zones 1&2; 21&22

Pressurized Products

PXK Series Explosion-proof Pressurized Distribution Cabinets

Technical data	
Explosion-proof pressurized distribution cabinets (Ex pz IIC) PXK-□/□□	
Explosion protection	
Global (IECEX) Gas and dust	IECEX EUT 17.0002X Ex pzc IIC T5 Gc Ex pzc IIC T95°C Dc
Europe (ATEX) Gas and dust	EPT 15 ATEX 0187 ⊕ II 3 G Ex pz IIC T5 Gc ⊕ II 3 D Ex pD IIC T95°C Dc
Certificates	IECEX; ATEX
Conformity to standards	EN 60079-0, EN 60079-2, EN 61241-4 IEC 60079-0, IEC 60079-2
Positive pressure value	200Pa~800Pa(0.002bar~0.008bar)
Air source	0.2MPa~0.8MPa (2bar~8bar)
Rated voltage	Max .690V AC / 500V DC
Rated current	Max .630A
Enclosure material	Stainless steel or powder coated carbon steel
Degree of protection	IP66
Ambient temperature	-10°C~+55°C

Selection table						
Type	Outline W×H×D (mm)	Main cavity W×H×D (mm)	Auxiliary cavity W×H×D (mm)	Effective dimension of main cavity operation panel W×H (mm)	Installation (mm)	Enclosure weight (kg)
K1	680 x 1400 x 385	680 x 1000 x 345	680 x 280 x 345	400 x 700	600 x 180	30.00
K2	880 x 1400 x 385	880 x 1000 x 345	880 x 280 x 345	580 x 700	800 x 180	40.00
K3	1000 x 1400 x 440	1000 x 1000 x 400	1000 x 280 x 345	700 x 700	920 x 280	50.00
K4	1000 x 1400 x 650	1000 x 1000 x 600	1000 x 280 x 345	700 x 700	920 x 459	60.00
K5	1000 x 1400 x 870	1000 x 1000 x 820	1000 x 280 x 345	700 x 700	920 x 679	70.00
K6	1000 x 1680 x 440	1000 x 1280 x 400	1000 x 280 x 345	700 x 980	920 x 280	60.00
K7	1000 x 1680 x 650	1000 x 1280 x 600	1000 x 280 x 345	700 x 980	920 x 459	75.00
K8	1000 x 1680 x 870	1000 x 1280 x 820	1000 x 280 x 345	700 x 980	920 x 679	90.00
K9	1000 x 1830 x 440	1000 x 1430 x 400	1000 x 280 x 345	700 x 1130	920 x 280	70.00
K10	1000 x 1830 x 650	1000 x 1430 x 600	1000 x 280 x 345	700 x 1130	920 x 459	90.00
K11	1000 x 1830 x 870	1000 x 1430 x 820	1000 x 280 x 345	700 x 1130	920 x 679	105.00
K12	1200 x 1920 x 870	1200 x 1800 x 820	700 x 300 x 250	900 x 1500	1120 x 679	130.00
K13	1000 x 1920 x 870	1000 x 1800 x 820	700 x 300 x 250	700 x 1500	920 x 679	110.00
K14	1200 x 2350 x 870	1200 x 2200 x 820	700 x 300 x 250	900 x 1900	1120 x 679	150.00
K15	1000 x 2350 x 870	1000 x 2200 x 820	700 x 300 x 250	700 x 1900	920 x 679	140.00



■ Pz series pressurized cabinets

- ◆ It is a pressurized explosion-proof cabinet designed for Zone 2; compared with Px series, Pz series leave out the safety device that checks ventilation time, and only marks the ventilation time; it is operated according to requirement before energizing of main cavity by user; when air pressure is lower than 100Pa, the auto-control system automatically alarms (audio and visual); opens air inflow and automatically adjusts inner air; when air inflow successes, it recovers to normal; if not, the air pressure decreases to 60Pa; the system does not automatically de-energize, but continues to alarm.

■ Ordering information

- ◆ Please specify the product type when ordering according to Catalogue Number Logic;
- ◆ Users should provide electrical system drawing, control schematic diagram, brand of inner components, layout drawing of panel components, cable size of inlet/outlet and quantity, etc..

Pressurized Products

PXK Series Explosion-proof Pressurized Distribution Cabinets

Technical data

Explosion-proof pressurized distribution cabinets (Ex px IIB) PXK-□/□□

Explosion protection

Global (IECEX)	IECEX (applied for)
Gas and dust	Ex d e [ia] ia px IIB T4 Gb
Europe (ATEX)	ATEX (applied for)
Gas and dust	⊕ II 2 G Ex d e [ia] ia px IIB T4 Gb

Certificates

IECEX; ATEX

Conformity to standards

EN 60079-0, EN 60079-1, EN 60079-2, EN 60079-7, EN 60079-11
IEC 60079-0, IEC 60079-1, IEC 60079-2, IEC 60079-7, IEC 60079-11

Positive pressure value

200Pa~800Pa(0.002bar~0.008bar)

Air pressure

0.2MPa~0.8MPa (2bar~8bar)

Rated voltage

Max.690V AC

Rated current

Max.630A

Enclosure material

Powder coated carbon steel or stainless steel

Degree of protection

IP66

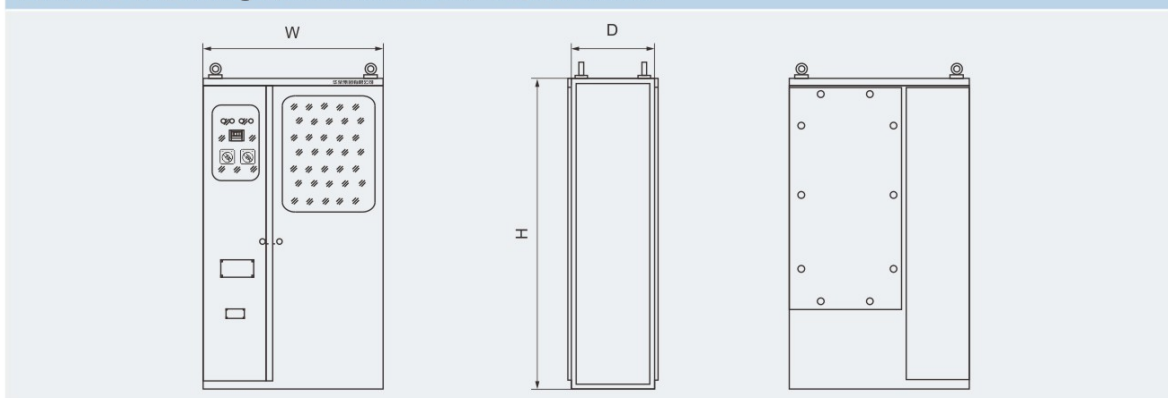
Ambient temperature

-40°C~+55°C

Selection table

Type	Outline W×H×D (mm)	Main cavity W×H×D (mm)	Auxiliary cavity W×H×D (mm)	Effective dimension of main cavity operation panel W×H (mm)	Installation (mm)	Enclosure weight (kg)
G1	1200 x 1800 x 600	800 x 1800 x 600	400 x 1800 x 600	600 x 1500	1000 x 550	80.00
G2	1400 x 2100 x 600	1000 x 2100 x 600	400 x 2100 x 600	800 x 1800	1200 x 550	100.00
G3	1400 x 2100 x 800	1000 x 2100 x 800	400 x 2100 x 800	800 x 1800	1200 x 750	120.00

Dimension drawings (all dimensions in mm) - subject to alteration



■ Px series pressurized cabinets

- ◆ The pressurized cavity of cabinet type product has a large volume and large number of components; it is suitable for the start, control, especially the frequency control of motor speed and soft start, etc of large apparatus (large power); it is also used for centralized control, craft control, instrument analysis, and signal centralized processing system.
- ◆ Users can select proper size (G1, G2, G3) according to the quantity of inner components, and can design the layout drawing of panel and components according to the following "Effective dimension of operation panel of the main cavity".
- ◆ Special design is on request.

■ Ordering information

- ◆ Please specify the product type when ordering according to Catalogue Number Logic;
- ◆ Users should provide electrical system drawing, control schematic diagram, brand of inner components, layout drawing of panel components, cable size of inlet/outlet and quantity, etc..

Pressurized Products

PXK Series Explosion-proof Pressurized Distribution Cabinets

Technical data

Explosion-proof pressurized distribution cabinets (Ex px IIC) PXK-□/□□

Explosion protection

Global (IECEX)	IECEX CQM 19.0019X
Gas and dust	Ex db eb pxb IIC T4 Gb
Europe (ATEX)	Ex pxb tb IIIC T130°C Db IP66
Gas and dust	ATEX (applied for)
	⊕ II 2 G Ex db eb pxb IIC T4 Gb
	⊕ II 2 D Ex pxb tb IIIC T130°C Db IP66

Certificates

Conformity to standards

Positive pressure value

Air pressure

Rated voltage

Rated current

Enclosure material

Ambient temperature

IECEX; ATEX
EN 60079-0, EN 60079-1, EN 60079-2, EN 60079-7, EN 60079-31
IEC 60079-0, IEC 60079-1, IEC 60079-2, IEC 60079-7, IEC 60079-31
200Pa~800Pa(0.002bar~0.008bar)
0.2MPa~0.8MPa (2bar~8bar)
Max.1000V AC 50/60Hz
Max.1500V DAC
Max.630A
Powder coated carbon steel or stainless steel
-40°C~+55°C

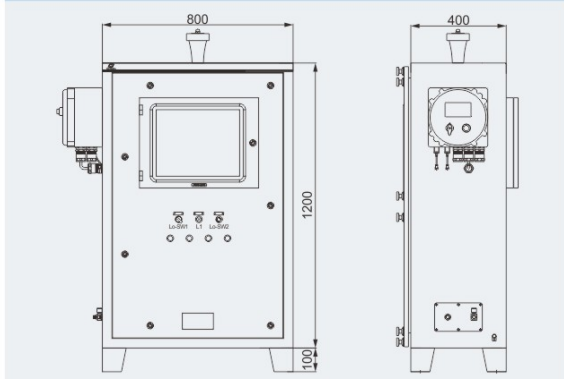
Selection table

Model	Outline dimension (mm)	Positive pressure cavity volume (m ³)	Ventilation flow (m ³ /h)	Ventilation time (min)	Air leakage (m ³ /h)
K1	600 x 600 x 350	0.126	10	5	2
K2	600 x 800 x 350	0.168		6	
K3	800 x 1000 x 350	0.28		9	
K4	800 x 1200 x 400	0.384		13	
K5	800 x 1200 x 600	0.576		18	
K6	800 x 1600 x 600	0.64		20	
K7	800 x 2000 x 600	0.96		29	
K8	1000 x 1800 x 600	1.08		33	
K9	1000 x 2000 x 600	1.2		40	
K10	1200 x 2000 x 600	1.44		45	
K11	1000 x 2000 x 800	1.6		48	
K12	1200 x 2000 x 800	1.92		58	
K13	1400 x 2000 x 800	2.24		68	



Dimension drawings

(all dimensions in mm) - subject to alteration



Px series pressurized cabinets

- ◆ The components of pressurized cavity of piano type product are mainly used for on-site control components, analysis instrument, centralized control and signal contact; and used for on-site continuous operation and monitoring;
- ◆ Computer can be installed on request;
- ◆ Special design is on request.

Ordering information

- ◆ Please specify the product type when ordering according to Catalogue Number Logic;
- ◆ Users should provide electrical system drawing, control schematic diagram, brand of inner components, layout drawing of panel components, cable size of inlet/outlet and quantity, etc..