

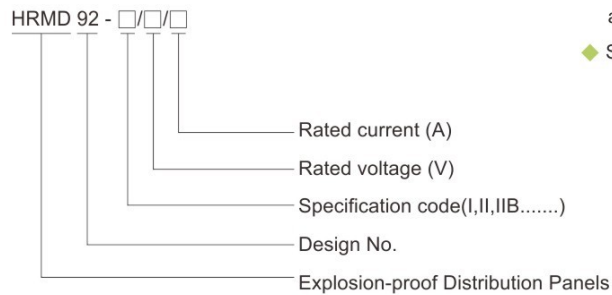
Distribution Boxes

HRMD92 Series Explosion-proof Distribution Panels



- ◆ Explosion protection to
 - CENELEC
 - IEC
 - NEC
- ◆ Can be used in
 - Zone 1 and Zone 2
 - Zone 21 and Zone 22
 - Class I, Zone 1 and Zone 2
 - Class I, Division 1, Groups B, C, D
- ◆ Flameproof enclosure (Ex d IIB+H2), which can be used as feed distribution equipment in control and distribution system (such as distribution box, switch box of main circuit, control box, terminal box or motor starting box etc.)
- ◆ Enclosure: 316 stainless steel.
- ◆ Equipped with specialized hinge structure, which can prevent the flameproof joints from damage when opening and closing the box, and greatly prolong the service life of box.
- ◆ The boxes can be combined and installed freely to save space and meet the requirements of various distribution systems.
- ◆ Special requirements on request.

■ Catalogue number logic



Zones 1 & 2; 21 & 22

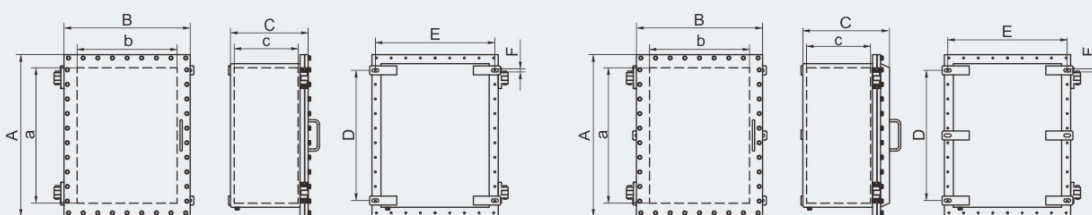
Distribution Boxes

HRMD92 Series Explosion-proof Distribution Panels

Technical data	
Explosion-proof Distribution Panels HRMD92-□/□/□	
Explosion protection	IECEX (applied for) Ex db IIB+H ₂ T□ ¹⁾ Gb Ex db [ib] IIB+H ₂ T□ ¹⁾ Gb Ex tb IIIC T□ ¹⁾ Db IP66 ATEX (applied for) ⊕ II 2 G Ex db IIB+H ₂ T□ ¹⁾ Gb ⊕ II 2 G Ex db [ib] IIB+H ₂ T□ ¹⁾ Gb ⊕ II 2 D Ex tb IIIC T□ ¹⁾ Db IP66 ¹⁾ See Selection table, P6/32
Global (IECEX) Gas and dust	
Europe (ATEX) Gas and dust	IECEX; ATEX
Certificates	EN 60079-0, EN 60079-1, EN 60079-11, EN 60079-31
Conformity to standards	IEC 60079-0, IEC 60079-1, IEC 60079-11, IEC 60079-31
Enclosure material	316 stainless steel.
Exposed fastener	Stainless steel
Built-in components	Ammeters voltmeters, power meters, tachometers temperature control meters and other meters, control switches, disconnecting switches, Moulded Case Circuit Breakers (MCCB), Miniature Circuit Breakers(MCB), AC contactors, thermal relays, intermediate relays, time relays, control transformers, DC power supplies, current transformers, surge protectors, PLCs, fuses, soft starters, frequency converters, terminals, bus bars, resistors, light-operated switches, time controllers, optical fiber control boxes, magnet valves, analytical instruments, heaters, self-regulation trace heating cables, display screens, magnetic ballasts of HID light sources, electronic ballasts of fluorescent lamps, drivers of LED light sources, emergency devices of HID light sources, emergency devices of fluorescent lamps, emergency devices of LED light sources, safety barriers, integrated protectors of motors, lighting building controllers, lighting energy saving controllers, fire monitoring controllers, temperature controllers, humidity controllers, current monitors, voltage monitors, motor protection switches, dual power transfer switches, counters, timers, solid state relays, diode modules, industrial personal computers, UPS, batteries.
Rated voltage	Max. 1000V AC 50/60Hz Max. 1500V DC
Rated current	Max. 1200A
Degree of protection	IP66
Ambient temperature	-60°C ~ +60°C
Cable entries	Standard M□ x 1.5 plug (the size of entry hole should be processed in accordance with actual requirements), NPT □ plug on request.
Cable gland (optional)	DQM-II (Ex d) or DQM-III (Ex d) is recommended. Please see P7/20~31.
Entry direction	Bottom
Mounting	Surface type (standard) Pedestal type (optional)



Dimension drawings (all dimensions in mm) - subject to alteration



HRMD92-I/□/□ ~ HRMD92-VIIB/□/□

HRMD92-VIII/□/□ ~ HRMD92-IXB/□/□

Distribution Boxes

HRMD92 Series Explosion-proof Distribution Panels

Selection table of HRMD92 explosion-proof distribution panels

Version	Max. dissipated power (W)			Max. rated current	External dimension			Internal dimension			Mounting dimension			Weight of enclosure (kg)
	T4/T130°C	T5/T95°C	T6/T80°C		A	B	C	a	b	c	D	E	F	
HRMD92-I	200	120	80	63A	250	200	170	192	142	135	160	180	9	11.00
HRMD92-II	200	120	80	63A	300	200	170	242	142	135	210	180	10	12.00
HRMD92-IIB	240	140	100	100A	350	200	170	292	142	163	260	190	10	14.00
HRMD92-III	290	170	125	160A	350	300	200	292	242	168	260	290	10	20.00
HRMD92-IIIB	350	200	130	200A	350	300	270	292	242	238	260	290	10	22.00
HRMD92-IV	420	230	140	250A	450	350	210	362	262	163	330	318	10	47.00
HRMD9-IVB	500	280	160	320A	450	350	280	362	262	233	330	318	10	51.00
HRMD92-V	520	320	190	400A	560	400	210	468	308	163	420	370	14	64.00
HRMD92-VB	620	350	200	500A	560	400	280	468	308	225	420	370	14	69.00
HRMD92-VI	660	380	220	630A	634	434	265	542	342	218	494	404	14	80.00
HRMD92-VIB	660	380	220	630A	634	434	335	542	342	319	494	404	14	86.00
HRMD92-VII	700	400	250	800A	720	560	275	628	468	228	580	530	14	112.00
HRMD92-VIIB	700	400	250	1000A	720	560	345	628	468	298	580	530	14	120.00
HRMD92-VIII	800	500	350	1000A	980	720	325	884	624	272	840	690	14	290.00
HRMD92-VIIIB	800	500	350	1000A	980	720	425	884	624	372	840	690	14	310.00
HRMD92-IX	1000	600	500	1200A	1280	900	350	1184	804	297	1140	870	14	520.00
HRMD92-IXB	1000	600	500	1200A	1280	900	500	1184	804	447	1140	870	14	570.00

Note: For cable entries:

- 1). Please specify the direction and size of each cable entry.
- 2). Cable gland is optional, DQM-II (Ex d) or DQM-III (Ex d) is recommended, please see P7/20~31.

HRMD92 Explosion-proof distribution panels for terminal box use

Suitable for terminal boxes of distribution system

Note: 1. HRMD92 terminal boxes have various different terminal arrangement methods.

2. It can be customized in accordance with user's requirements and conforms to the usage limits of conformity certificate. The Max. number of terminals and the Max. number of holes on side can meet the requirements of dissipated power and enclosure mechanical strength.
3. This table is only for reference.


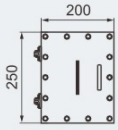


Illustration of HRMD92 Explosion-proof Distribution Equipment for terminal box use

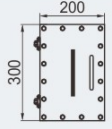
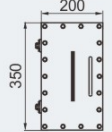
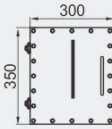
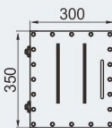
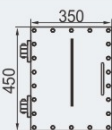
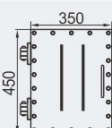
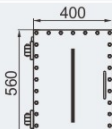
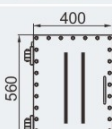
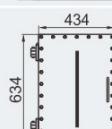
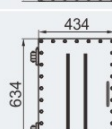
See table for Max. number of fitted terminals

Version	Terminal arrangement	Terminal size(mm ²)									
		2.5	4	6	10	16	35	70	120	185	300
HRMD92-I		20	18	15	12	9	-	-	-	-	-

Distribution Boxes HRMD92 Series Explosion-proof Distribution Panels

Illustration of HRMD92 Explosion-proof Distribution Panels for terminal box use

See table for Max. number of fitted terminals

Version	Terminal arrangement	Terminal size(mm ²)									
		2.5	4	6	10	16	35	70	120	185	300
HRMD92-II		28	25	21	18	15	5	-	-	-	-
HRMD92-IIIB		36	32	28	24	20	5	-	-	-	-
HRMD92-III HRMD92-IIIB		72	64	56	24	20	10	5	-	-	-
		72	64	56	24	20	10	5	-	-	-
HRMD92-IV HRMD92-IVB		100	90	80	60	25	15	10	5	-	-
		100	90	80	60	25	15	10	5	-	-
HRMD92-V HRMD92-VB		140	130	100	80	70	24	18	5	5	5
		140	130	100	80	70	24	18	5	5	5
HRMD92-VI HRMD92-VIB		160	140	120	100	80	56	22	10	5	5
		160	140	120	100	80	56	22	10	5	5

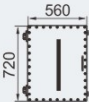
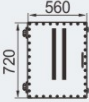
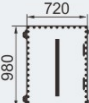
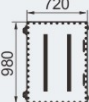
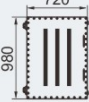
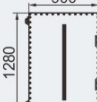
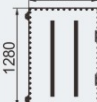
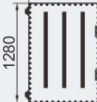


Distribution Boxes

HRMD92 Series Explosion-proof Distribution Panels

Illustration of HRMD92 Explosion-proof Distribution Panels for terminal box use

See table for Max. number of fitted terminals

Version	Terminal arrangement	Terminal size(mm ²)									
		2.5	4	6	10	16	35	70	120	185	300
HRMD92-VII HRMD92-VIIB		90	80	70	60	40	25	25	14	10	5
		270	240	210	165	135	64	25	12	10	5
HRMD92-VIII HRMD92-VIIIB		270	240	210	165	135	64	25	12	10	5
		264	248	200	160	136	90	72	42	-	-
		396	372	300	240	204	135	-	-	-	-
HRMD92-IX HRMD92-IXB		640	600	488	392	328	165	90	24	18	16
		360	340	272	220	184	124	100	56	40	-
		540	510	408	330	276	186	-	-	-	-



HRMD92 Explosion-proof Distribution Panels for control box use

Suitable for control unit of distribution system

Note: 1. HA pushbuttons, HD indicators, HK control switches and BB8050 explosion-proof ammeters/voltmeters etc.in HRMD92 control boxes.

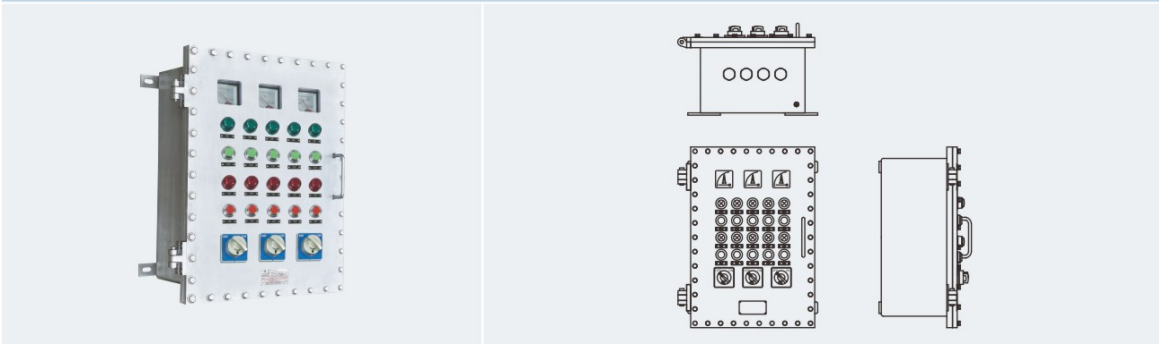
2. HRMD92 control box can be used for on-off operation of circuit. It also can realize the remote control or local control of the start, stop, corotation and inversion of motor. When it is equipped with ammeter, it also can monitor the running of motor and circuit status.

3. It can be customized in accordance with user's requirements and conforms to the usage limits of conformity certificate. The number of cover components and the Max. number of holes on side can meet the requirements of dissipated power and enclosure mechanical strength.

Distribution Boxes

HRMD92 Series Explosion-proof Distribution Panels

Example diagram for control box use



HRMD92 Explosion-proof distribution panels for distribution box use

Suitable for power units of distribution system

- Note: 1. MCB (Miniature Circuit Breaker) or MCCB (Moulded Case Circuit Breaker), AC contactor, thermal overload relay, PLC programmer, soft starter, HA pushbuttons, HD indicators, HK control switches and BB8050 explosion-proof ammeters/voltmeters etc. in HRMD92 distribution boxes.
2. HRMD92 power unit can be used for distribution or on-off of circuit. It also can be used for controlling the start, stop, corotation and inversion of motor and provide comprehensive protection for motor. It can be equipped with two-site control or multi-site control.
3. It can be customized in accordance with user's requirements and conforms to the usage limits of conformity certificate. The number of cover components and the Max. number of holes on side can meet the requirements of dissipated power and enclosure mechanical strength.

Example diagram for distribution box use

